


# Sonel AutoISO-5000

Adapter for measuring cables and wires



AutoISO-5000 adapter is not a stand-alone measuring device. It is an accessory designed to cooperate with MIC-10k1/5050 insulation resistance meters. Before measurements, read the manual of the relevant meter.



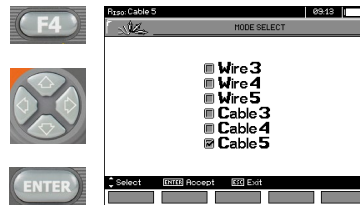
v1.02 | 02.02.2022

## Configuration

Connect the AutoISO-5000 adapter to the meter.

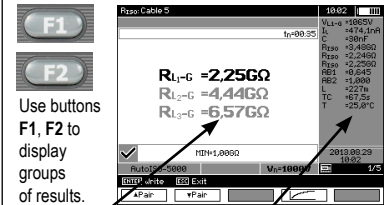


Use buttons F4,  $\uparrow$ ,  $\downarrow$  and ENTER to select the type of tested object and the number of its wires.



## Measurement results

Read out the result after the measurement.



Use buttons F1, F2 to display groups of results.

Main results

Additional results

- U<sub>iso</sub> ..... test voltage
- I ..... leakage current
- C ..... electric capacity of tested wire
- AB1, AB2 .. dielectric absorption coefficients
- DAR, PI .... dielectric absorption and polarization coefficients
- L ..... length of the tested wire
- TC ..... time constant, TC = R<sub>iso</sub> · C
- T ..... temperature of the tested wire



## First steps

- 1 Turn the meter on.
- 2 Select a measurement function and configure it.
- 3 Connect the meter to the tested object.
- 4 Run the measurement. Observe the resistance and current as current readings or chart (F4).
- 5 Read out the result and save it to the memory.

